

Aluxe

Tipi tent series

Mini Peak II



Desert



Forest green

Alloy tarp pole not included

Article Nr. TL-5250



Desert

Outerfly - door x 2



Forest green



www.luxeoutdoor.com



Alloy Y-stake
18cm long

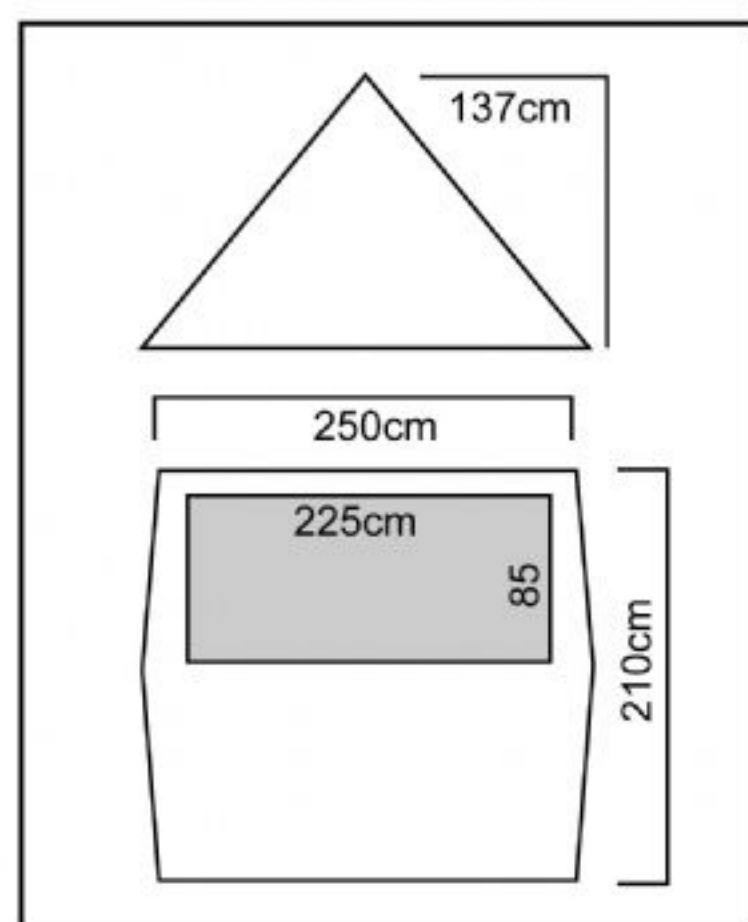


inner tent hanging system

Mini Peak II

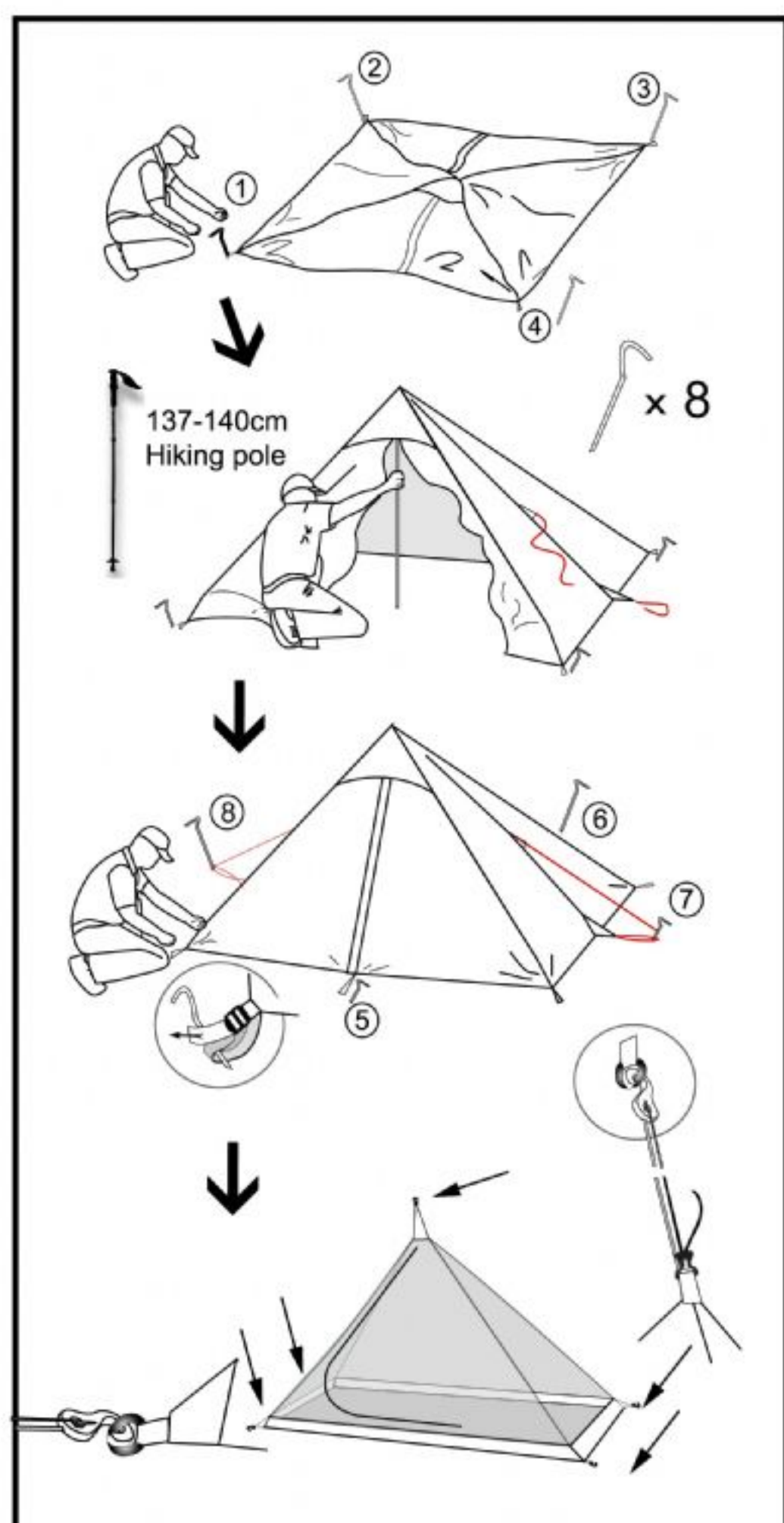
Article # TL-5250

Assembly instruction



Step 1 - Lay the flysheet on the ground and form it into a square shape. Then stake 4 points on each corners to maintain the balance setting force.

Step 2 - assemble the hiking pole in 137-140cm. (not included) Then insert the hiking pole inside the flysheet and erect to set up the whole tent.
- stake 2 side walls to enhance the setting,
- put inner tent inside by hanging the S-hook on top.



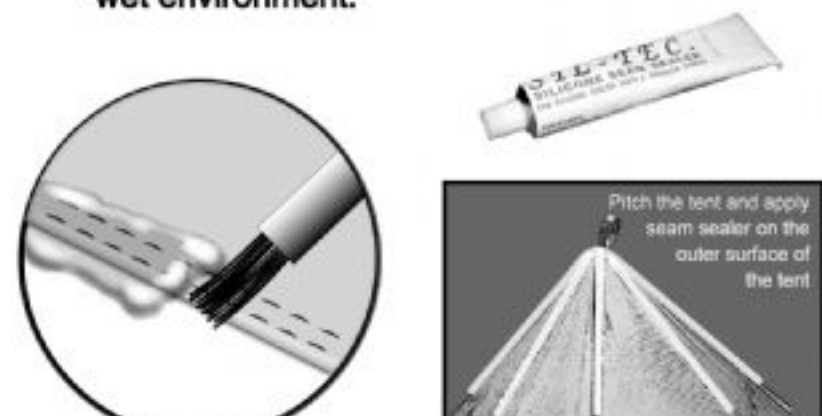
www.luxeoutdoor.com

SPECIFICATION

- Outerfly : 68D Polyester Ripstop PU 1500mm
- Inner tent: 68D breathable Polyester + HD mesh
- Inner floor: 68D Polyester Taffeta PU 4000mm
- Pole : (not included)
- guyrope : reflective rope 2.2mm dia x 2 lines
- stake : 18cm alloy Y-stake x 8 pieces
- Cord adjuster : glow in dark effect
- Weight : Outerfly +/-1000g
Inner +/-500g
alloy stake +/-120g
glue +/-35g

Seam Sealing the tent

As the siliconed tents are designed without seam taping, we recommend users to apply seam sealing on inside seam of flysheet and certain points on inner tent corner in order to obtain better rainproof result if the tent will be subjected to prolonged rainfall or persistantly wet environment.



Option for purchase



#LTL-IN 230
Inner tent - 840 gm
L230 x W200 x H135 cm



#A0152
Reflective rope x 30m
Cord adjuster x 6 pcs



#TS-Y019
18cm alloy Y-stake
Net weight 14gm



#SG-3005
Silicone seam sealer
Net wt.: 42.5g



TP-163x
Alloy Tarp pole 7001/ T9
Height 110-163cm
Weight 295gm