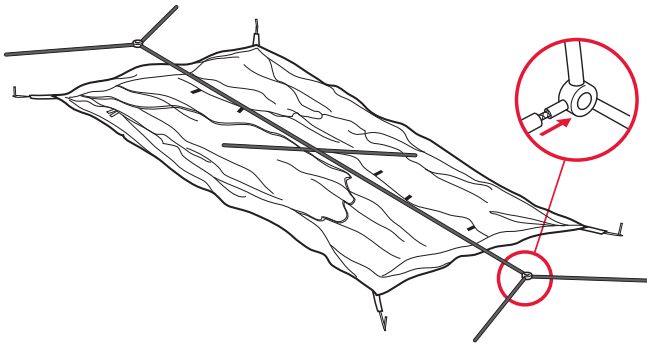


HUBBA HUBBA NX

Assembly Instructions

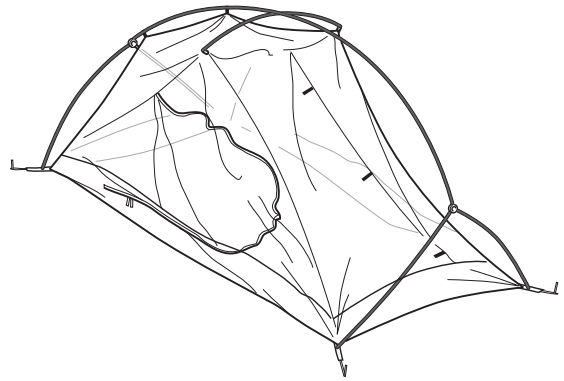
1 PREPARE FOR SETUP

1. Stake out four corners tightly.



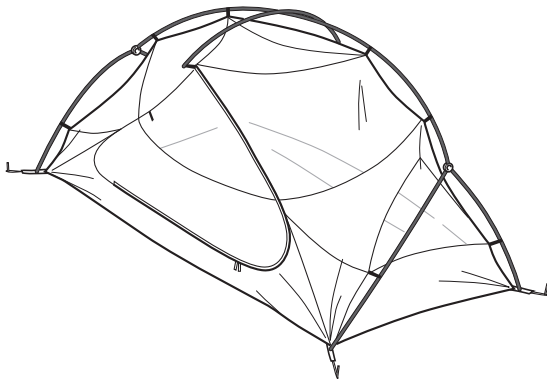
2 ATTACH HUBBED POLES

1. Insert pole tips into tent floor grommets.
2. Insert short ridge pole into grommets above doors.



3 SETUP VESTIBULE

1. Attach clips to tent pole.



4 STAKE VESTIBULE

1. Lay rainfly over tent, aligning webbing to same color stake loops. Insert short pole tips into rainfly grommets.
2. Stretch out vestibules till taut, stake down.



MOUNTAIN SAFETY RESEARCH®

© 2019 Cascade Designs, Inc.
4000 First Avenue South
Seattle, WA 98134 USA
1-800-531-9531 | 1-206-505-9500